

LEVEL ONE

OVERALL GOALS: By the end of this level students will be able to link musical symbol to sound, be confident and effective readers, be able to learn pieces by rote, be able to play in time, be able to play with good technique, be able to display a wide dynamic range, be able to understand and express a range of musical gestures, be able to transpose, be able to play simple pop chords, be able to harmonise simple melodies and be able to respond to creative stimuli.

REPERTOIRE:

Total number of pieces: 156

Original pieces: 94

Arrangements: 22

Chord pieces: 3

Pieces with creative tasks: 19

Rote pieces: 25

NOTE READING RANGE:



ROTE PLAYING RANGE: entire instrument

TECHNIQUES: Rocket Launch (detached note technique), Lift Off (for shaping short phrases), Blast Off (wrist staccato), Radar Wrist (for lateral movement), Lava Keys (finger staccato), Robot Rotate (for rotation)

RHYTHMIC VALUES: 

TIME SIGNATURES: 

COORDINATION: hands separately and hands together playing

TERMS AND SIGNS: grand staff, treble clef, bass clef, time signature, bar lines, double bar line, tempo indications, slur, staccato, flat, sharp, tie, **pp**, **p**, **mp**, **mf**, **f**, **ff**, *cresc.*, *dim.*, crescendo symbol, decrescendo symbol, accent, octave higher line, octave lower line, two octaves higher line, two octaves lower line, *molto*, *poco*, repeat sign,

OTHER CONCEPTS: transposition, canon, round, pop chords, changing time signatures

MODULE ONE

MODULE GOAL: To learn simple pieces (either by reading or by rote) and to play these pieces in time with an effective Rocket Launch technique.

REPertoire:

Total number of pieces: 17

Original pieces: 10

Arrangements: 2

Pieces with creative tasks: 1

Rote pieces: 4

NOTE READING RANGE:



ROTE PLAYING RANGE: entire instrument

TECHNIQUE INTRODUCED: Rocket Launch (detached note technique)

RHYTHMIC VALUES:

TIME SIGNATURE USED: $\frac{4}{4}$

COORDINATION: predominantly hands separately (one rote piece is hands together)

TERMS AND SIGNS INTRODUCED: grand staff, treble clef, bass clef, time signature, bar lines, double bar line, tempo indications

MODULE TWO

MODULE GOAL: To learn simple pieces (either by reading or by rote) and to play these pieces in time with an effective Lift Off technique.

REPERTOIRE:

Total number of pieces: 26

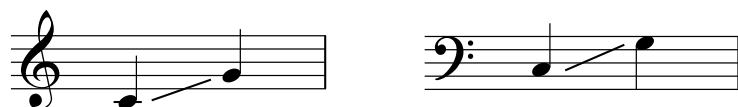
Original pieces: 20

Arrangements: 2

Pieces with creative tasks: 2

Rote pieces: 2

NOTE READING RANGE:



ROTE PLAYING RANGE: entire instrument

TECHNIQUE INTRODUCED: Lift Off (for shaping short phrases)

RHYTHMIC VALUES: ○ ♩ ♪ ♫

TIME SIGNATURES USED: $\frac{4}{4}$ $\frac{3}{4}$

COORDINATION: hands separately and hands together (roughly half and half)

TERMS AND SIGNS INTRODUCED: slur

OTHER CONCEPTS: transposition is introduced

MODULE THREE

MODULE GOAL: To learn simple pieces (either by reading or by rote) and to play these pieces in time with an effective Blast Off technique.

REPertoire:

Total number of pieces: 14

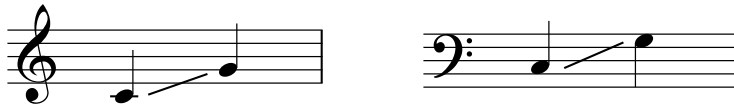
Original pieces: 8

Arrangements: 2

Pieces with creative tasks: 2

Rote pieces: 3

NOTE READING RANGE:



ROTE PLAYING RANGE: entire instrument

TECHNIQUE INTRODUCED: Blast Off (wrist staccato)

RHYTHMIC VALUES: 

TIME SIGNATURES USED: $\frac{4}{4}$ $\frac{3}{4}$

COORDINATION: hands separately and hands together (roughly half and half) with a staccato touch

TERMS AND SIGNS INTRODUCED: staccato, *p*, *mp*, *mf*, *f*, *cresc.*

OTHER CONCEPTS: transposition

MODULE FOUR

MODULE GOAL: To learn simple pieces (either by reading or by rote) that involve more complex coordination between the hands.

REPERTOIRE:

Total number of pieces: 13

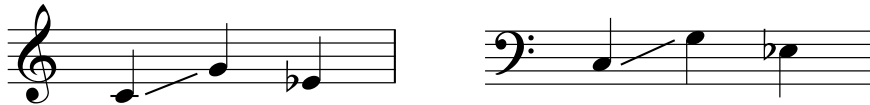
Original pieces: 8

Arrangements: 2

Pieces with creative tasks: 2

Rote pieces: 2

NOTE READING RANGE:



ROTE PLAYING RANGE: entire instrument

RHYTHMIC VALUES: \circ \bullet \bullet \bullet \bullet — — $\}$

TIME SIGNATURES USED: $\frac{4}{4}$ $\frac{3}{4}$

COORDINATION: hands together with increasing complexity

TERMS AND SIGNS INTRODUCED: flats

OTHER CONCEPTS: transposition

MODULE FIVE

MODULE GOAL: To learn simple pieces (either by reading or by rote) that include eighth notes (quavers).

REPERTOIRE:

Total number of pieces: 18

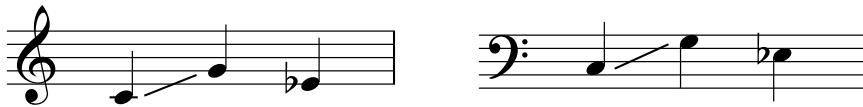
Original pieces: 14

Arrangements: 1

Pieces with creative tasks: 1

Rote pieces: 2

NOTE READING RANGE:



ROTE PLAYING RANGE: entire instrument

RHYTHMIC VALUES:

TIME SIGNATURES USED: $\frac{4}{4}$ $\frac{3}{4}$

COORDINATION: hands together

OTHER CONCEPTS: transposition

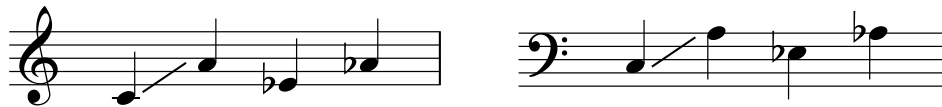
MODULE SIX

MODULE GOAL: To learn simple pieces (either by reading or by rote) and to play these pieces in time with an effective Radar Wrist technique.

REPERTOIRE:

Total number of pieces: 11
Original pieces: 6
Arrangements: 2
Pieces with creative tasks: 2
Rote pieces: 2

NOTE READING RANGE:



ROTE PLAYING RANGE: entire instrument

TECHNIQUE INTRODUCED: Radar Wrist (for lateral movement)

RHYTHMIC VALUES: The image shows a series of musical symbols representing different rhythmic values: a whole note, a quarter note, an eighth note, an eighth note beamed to another eighth note, a quarter rest, an eighth rest, and a fermata symbol.

TIME SIGNATURES USED: $\frac{4}{4}$ $\frac{3}{4}$

COORDINATION: hands together

TERMS AND SIGNS INTRODUCED: flats

OTHER CONCEPTS: transposition

MODULE SEVEN

MODULE GOAL: To learn simple pieces (either by reading or by rote) that include dotted rhythms.

REPERTOIRE:

Total number of pieces: 10

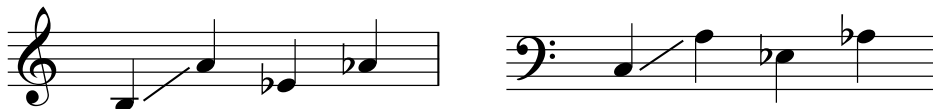
Original pieces: 4

Arrangements: 3

Pieces with creative tasks: 1

Rote pieces: 2

NOTE READING RANGE:



ROTE PLAYING RANGE: entire instrument

RHYTHMIC VALUES:

TIME SIGNATURES USED: $\frac{4}{4}$ $\frac{3}{4}$

COORDINATION: hands together

OTHER CONCEPTS: transposition

MODULE EIGHT

MODULE GOAL: To learn simple pieces (either by reading or by rote) of increasing complexity.

REPERTOIRE:

Total number of pieces: 13

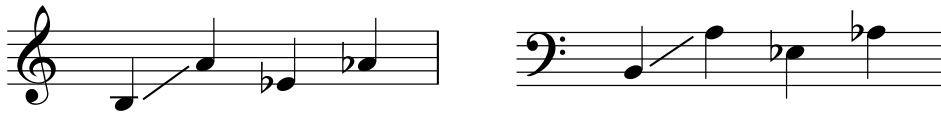
Original pieces: 7

Arrangements: 3

Pieces with creative tasks: 2

Rote pieces: 2

NOTE READING RANGE:



ROTE PLAYING RANGE: entire instrument

RHYTHMIC VALUES: The image shows a series of rhythmic symbols: a whole note, a quarter note, an eighth note, two eighth notes beamed together, a quarter rest, an eighth rest, and a fermata.

TIME SIGNATURES USED: $\frac{4}{4}$ $\frac{3}{4}$ $\frac{2}{4}$ C

COORDINATION: hands together

TERMS AND SIGNS INTRODUCED: *dim.*, octave

OTHER CONCEPTS: transposition, canon, round

MODULE NINE

MODULE GOAL: To learn simple pieces (either by reading or by rote) and to play these pieces in time with an effective Lava Keys technique.

REPertoire:

Total number of pieces: 12

Original pieces: 7

Arrangements: 1

Pieces with creative tasks: 2

Rote pieces: 2

NOTE READING RANGE:



ROTE PLAYING RANGE: entire instrument

TECHNIQUE INTRODUCED: Lava Keys (finger staccato)

RHYTHMIC VALUES:

TIME SIGNATURES USED: $\frac{4}{4}$ $\frac{3}{4}$ C

COORDINATION: hands together

MODULE TEN

MODULE GOAL: To learn simple pieces (either by reading or by rote) of increasing complexity.

REPERTOIRE:

Total number of pieces: 13

Original pieces: 5

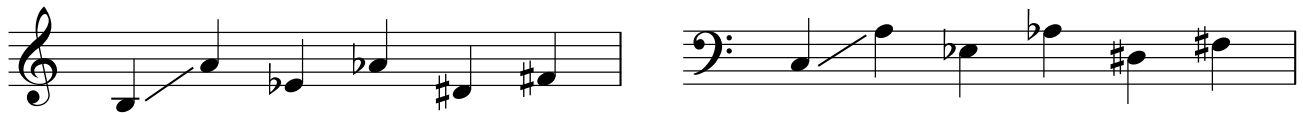
Arrangements: 4

Chord pieces: 2

Pieces with creative tasks: 2

Rote pieces: 2

NOTE READING RANGE:



ROTE PLAYING RANGE: entire instrument

RHYTHMIC VALUES: The image shows a series of rhythmic symbols: a whole note, a quarter note, an eighth note, an eighth note beamed to another eighth note, a quarter note with a dot, an eighth note with a dot, a quarter rest, an eighth rest, and a repeat sign.

TIME SIGNATURES USED: $\frac{4}{4}$ $\frac{3}{4}$ $\frac{2}{4}$ C

COORDINATION: hands together

TERMS AND SIGNS INTRODUCED: sharp, tie, *pp*, *ff*, accent, crescendo symbol, decrescendo symbol, octave higher line, octave lower line, *molto*, repeat sign

OTHER CONCEPTS: transposition, pop chords, changing time signatures

MODULE ELEVEN

MODULE GOAL: To learn simple pieces (either by reading or by rote) and to play these pieces in time with an effective Robot Rotate technique.

REPERTOIRE:

Total number of pieces: 9

Original pieces: 5

Arrangements: 0

Chord pieces: 1

Pieces with creative tasks: 2

Rote pieces: 2

NOTE READING RANGE:



ROTE PLAYING RANGE: entire instrument

TECHNIQUE INTRODUCED: Robot Rotate (for rotation)

RHYTHMIC VALUES:

TIME SIGNATURES USED: $\frac{4}{4}$ $\frac{3}{4}$ C

COORDINATION: hands together

TERMS AND SIGNS INTRODUCED: *poco*, two octaves higher line, two octaves lower line

OTHER CONCEPTS: transposition, pop chords